

Televator® Elevating Pedestal

EP7-600, EP7-700 and EP7-1000

A Member of the Televator® Family of Products

**The Height of Quiet and Confident
Efficiency**



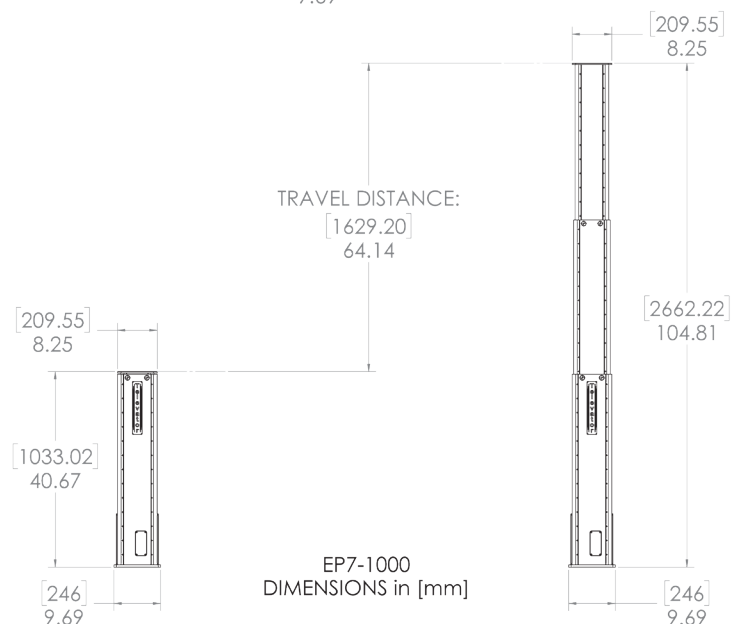
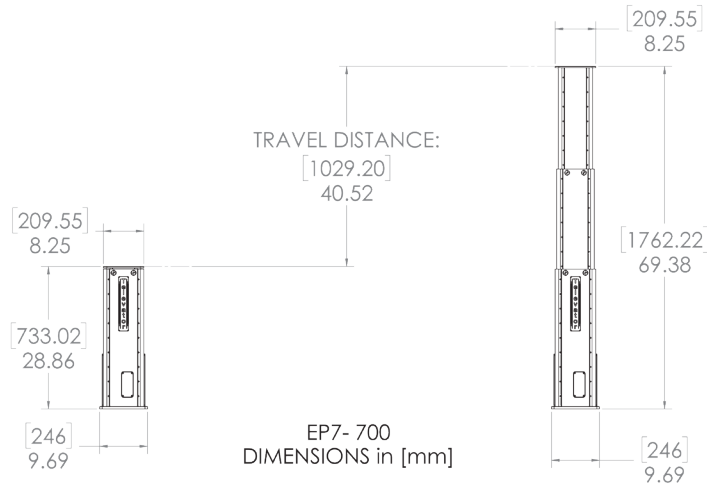
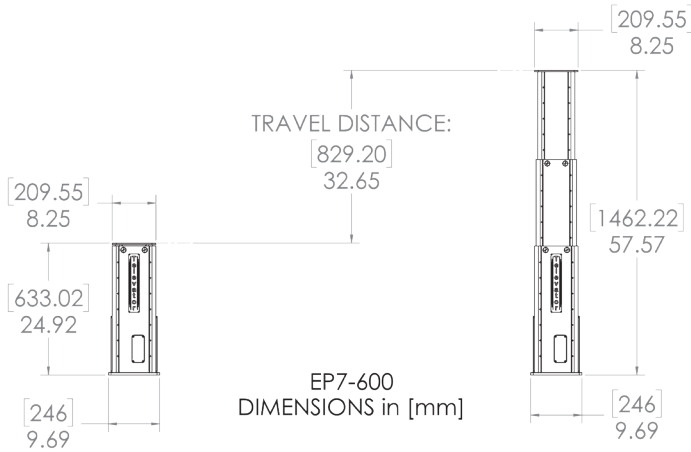
Features:

- » Choice of three sizes: EP7-600, EP7-700 or EP7-1000
- » Versatile ceiling or floor mounting
- » Virtual Set ready
- » Smooth, quiet operation - designed with motion live shot capability
- » The EP7-600 and EP7-700 accommodate all Telemetrics Pan/Tilt heads and the TG4 Camera Track Systems
- » Enables coordinated pedestal/trolley/pan/tilt moves in an all-Telemetrics system
- » Variable speed with 32-bit encoding for incredibly smooth acceleration/deceleration
- » Accurate, absolute positional servo
- » Smooth, integral cable management
- » Auxiliary control bus interface

Televator® Elevating Pedestal

EP7-600, EP7-700 and EP7-1000

A Member of the Televator® Family of Products



Televator® Elevating Pedestal

EP7-600, EP7-700 and EP7-1000

A Member of the Televator® Family of Products

Specifications	
Speeds	Min Speed: 0.2"/Sec (0.5mm/Sec) Max Speed: 3.0"/Sec (31.75mm/Sec)
Maximum Load	132lbs (60kg)
Maximum Power	300 Watts

Specifications and features subject to change without notice

MODEL	MIN HEIGHT	MAX HEIGHT	TRAVEL RANGE	WEIGHT
EP7-600	25.92" (633.02mm)	57.57" (1462.22mm)	32.64" (829.01mm)	65lbs (30kg)
EP7-700	28.81" (731.75mm)	69.33" (1760.95mm)	40.52" (1029.21mm)	70 lbs (32kg)
EP7-1000	40.62" (1031.75mm)	104.76" (2660.95mm)	64.14" (1629.20mm)	120 lbs (55kg)

Ordering Information	
MODEL NUMBER	DESCRIPTION
EP7-600	EP7-600 Televator Elevating Pedestal
EP7-700	EP7-700 Televator Elevating Pedestal
EP7-1000	EP7-1000 Televator Elevating Pedestal
EP7-CM-600	EP6/7 CABLE MANAGEMENT 600
EP7-CM-700	EP6/7 CABLE MANAGEMENT 700
EP7-CM-1000	EP6/7 CABLE MANAGEMENT 01K
EP-DSK-2	EP dolly Studio Kit
EP7-FFD	EP7 Folding Floor Dolly with sweepers
EP70-FFD-LF	EP7-FFD Leveling Feet Option
VSI-XYZ	XYZ Virtual Studio Interface (only required for S4 Series)